

Appendix A- Budgetary Control Report Dashboard

Period Jul-20

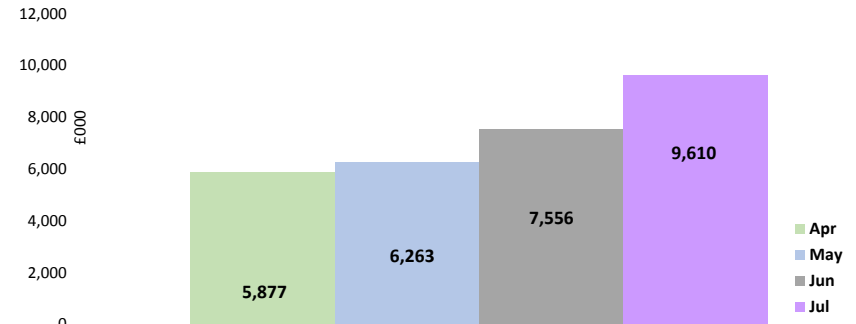


£9.6m Forecast Overspend

5% Forecast Overspend as a proportion of Budget

Directorate	Budget £k	Forecast Spend £k	Variance £k	Previous Month Variance £k	Movement £k	Overall Status
Chief Executives	1,252	1,267	15	32 ▲	(17)	Overspend
Governance	4,254	4,005	(249)	(245) ▲	(4)	Underspend
Place & Economy	21,371	24,332	2,961	2,181 ▼	780	Overspend
People & Communities	86,628	104,880	18,252	15,794 ▼	2,458	Overspend
Public Health	(372)	(304)	68	81 ▲	(13)	Overspend
Resources	19,928	21,506	1,578	782 ▼	796	Overspend
Customer & Digital Services	7,619	7,684	65	(7) ▼	72	Overspend
Business Improvement	600	670	70	60 ▼	10	Overspend
Capital Financing	26,219	26,064	(155)	(155) =	0	Underspend
COVID-19	12,995	0	(12,995)	(10,966) ▲	(2,029)	Underspend
Total Expenditure	180,494	190,104	9,610	7,557 ▼	2,053	Overspend
Financing	(180,494)	(180,494)	0			
Net	0	9,610	9,610	7,557 ▼	2,053	Overspend

Forecast Overspend position increased by 27.2% in July, in comparison to the position reported in June.



Key Budget Pressures

People & Communities	2,528	As a result of COVID-19, savings plans previously declared in relation to ASC Demography and the National Living Wage can no longer be delivered, due to resources focusing on responding to discharges and other pressures from COVID-19.
People & Communities	2,356	This is due to additional COVID-19 spend, including £1m on Children in Care placements costs to meet the anticipated spike in requests for placements, £0.895m to provide an uplift to Children's Social Care providers to cover their additional costs, £0.425m to cover Home Care support & Integrated Community Equipment Services to meet the expected additional demand when Children return to School.
People & Communities	2,113	Various forms of low income due to Covid-19, such as loss of income due to low usage of carparks as well as loss of income for Parking Enforcement.
People & Communities	2,000	Additional spend to support the transition of Vivacity.
People & Communities	1,200	Clare Lodge- Loss of income due to COVID-19 as Children are only being moved and accommodated on emergency basis during covid so placement demand is low. New procedures require new admissions to self isolate for 14 days which is also influencing decision making by placing authorities.
People & Communities	859	Additional COVID-19 spend to cover additional Social worker capacity and Personal Protective Equipment.
Place & Economy	2,200	Due to Covid-19; additional hotel, B&B, security and repair costs were and are needed.
Place & Economy	2,106	As a result of the COVID-19 pandemic there is forecast additional net expenditure of £2.106m, as the Council has taken steps to ensure that rough sleepers and homeless families and individuals have temporary accommodations, and a safe place to self isolate.
Resources	1,114	The current forecast is based on Business Support Notice of change/new model/Hub implementation not being implemented during 20/21. However this is now subject to a wider strategic review and a further adjustment to the forecast may be required to reflect the outcome of this review.
Resources	475	Additional letting of SMH now not possible this year.

Key Favourable Variances

Resources	379	Bereavement Services income is expected to exceed budget by £0.379m this year due to COVID-19.
Place & Economy	253	Concessionary fares as significant reduced usage of concessionary passes
Place & Economy	199	Saving on temporary accommodation. This is due to new lease arrangements for St Michael's Gate, 6 month savings from Bushfield Court and full savings from Walton Road
Place & Economy	195	Refund of Climate Change Levy liability payment to HMRC
Governance	188	This is in the Election services as there were no local elections in May 2020 due to the COVID-19 pandemic.
People & Communities	160	Savings on Community, Therapy and Reablement Teams due to staff vacancies
Resources	117	Additional rental income due to delayed property sales.
Resources	60	Savings across salary budgets
Place & Economy	39	Various Directorate wide savings
Customer & Digital Services	31	Various savings in the Marketing and Communications team

Directorate	Budget Group	Budget £k	Forecast Spend £k	Variance £k	Previous Month Variance £k	Movement £k	Overall Status
People & Communities	Director	1,240	1,703	463	449 ▼	14	Overspend
People & Communities	Education	6,620	7,311	691	667 ▼	23	Overspend
People & Communities	Adults - Commissioning	37,123	43,418	6,295	6,049 ▼	246	Overspend
People & Communities	Adults - Operations	9,480	10,268	788	875 ▲	(87)	Overspend
People & Communities	Children's - Operations	10,424	11,366	942	948 ▲	(6)	Overspend
People & Communities	Children's Commissioning	16,127	18,494	2,367	2,467 ▲	(100)	Overspend
People & Communities	Commissioning Team and Commercial Operations	365	1,417	1,052	1,135 ▲	(83)	Overspend
People & Communities	Communities - City Centre Management	196	409	213	213 ▼	1	Overspend
People & Communities	Communities - Cohesion and Integration	837	839	2	2 ▼	0	Overspend
People & Communities	Communities - Community Safety	(59)	2,666	2,725	2,175 ▼	550	Overspend
People & Communities	Communities - Think Communities	2,660	4,885	2,225	215 ▼	2,009	Overspend
People & Communities	Communities-Regulatory Services	1,614	1,871	257	340 ▲	(83)	Overspend
People & Communities	Children's & Safeguarding (DSG)	5,748	6,369	621	(1) ▼	622	Overspend
People & Communities	Commissioning and Commercial Operations (DSG)	0	11	11	11 ▲	0	Overspend
People & Communities	Education (DSG)	(5,748)	(6,147)	(399)	249 ▲	(648)	Underspend
	Total People & Communities	86,628	104,880	18,252	15,794 ▼	2,458	Overspend

Directorate Overview

The People and Communities Directorate is currently forecasting an overspend of £18.252m. Of this figure, £9.532m relates to additional spend in response to COVID-19. The COVID-19 impact on Income is a forecast under achievement of £4.292m. The COVID-19 impact on the achievement of MTFS savings is a pressure of £3.665m. A forecast overspend of £0.763m relates to non-COVID-19 activity and includes a pressure of £0.410m in relation to credit notes raised to the Clinical Commissioning Group (CCG)

Directorate Variance Analysis

Director	£0.447m pressure as a result of non-achievement of MTFS saving, in relation to reduced expenditure on Agency Staff. This saving was allocated across the directorates based on current agency budgets, however due to the directorates reliance on these budgets to ensure there are adequate levels of social care workers and care staff, these savings will be difficult to extract. This will be reviewed as part of the Councils budget setting process for 2021/22.
Education	£0.183m - loss of income due to a reduction in Attendance Fixed Penalty Notice fine income and School Improvement traded services as a result of COVID 19. As a result of the COVID-19 pandemic, and in line with Government advice, no Penalty Notice and / or prosecution has been initiated for any new offences from 16 March 2020. The Local Authority will start to fine parents whose children do not attend school in September but there will be discretion where the reason is COVID related and it is anticipated that Income will only be 50% of 'normal' levels for the Autumn term. It is anticipated that School Improvement traded services offer will re-commence in September 20. £0.279m pressure COVID - Impact on MTFS saving re Home to School Transport. A number of savings work streams are underway in conjunction with Cambridgeshire County Council e.g. Route Optimisation, promoting the take up of Personal Transport Budgets, the development of a Dynamic Purchasing System and Independent Travel training. It is too early to estimate the value of savings which won't be known until the Autumn term of 20-21 Academic Year. COVID 19 will inevitably impact on the delivery of savings. £0.148m other pressures including PFI Insurance rebate £0.100m. The PFI Insurance rebate is received every two years. The PCC PFI Manager is currently negotiating for the Insurance rebate to be received annually. This pressure may therefore be removed.
Adults - Commissioning	£1.5m pressure from 10% uplift awarded to care providers to end of June to assist with impact of COVID-19. £0.817m additional care package spend forecast due to COVID-19 on social care packages. £0.165m loss of client contributions as a result of hospital discharge cases going into block care beds funded by CCG. Discharge guidance states not to collect client contribution during COVID-19. £2.528m pressure from reduced or lost savings due to COVID-19. Savings plans such as Adults Positive Challenge, Self Funders, Care Suites and Lifeline have all been affected due to resources focusing on responding to discharges and other pressures from COVID-19. As a result of COVID-19, savings previously declared in relation to ASC Demography and the National Living Wage can no longer be delivered. £0.918m pressure on care packages due to a rise in demand and costs of new packages and the need to credit back some invoices to the CCG as in raised in error.

Adults - Operations	<p>£0.859m pressure - additional COVID 19 spend. Additional spend has been approved to cover additional Social Worker Capacity in Early Help, Community and Long Term Teams, Care Home Support Teams, Transfer of Care Team, Occupational Therapy, & Personal Protective Equipment.</p> <p>£0.107m pressure on loss of the saving due against the Deprivation of Liberties (DoLs) service area. Legislation due in October is unlikely to be in place now. This legislation was due to change how the service was to be delivered.</p> <p>£0.086m loss of income from Care and Repair due to COVID-19. The service receives income from work carried out under the Disabled Facilities Grant (DFG). Care and Repair staff have been redeployed to Reablement and other teams to respond to COVID-19 so are unable to generate the contributions.</p> <p>£0.272m savings on Community, Therapy and Reablement Teams due to staff vacancies</p>
Children's - Operations	<p>£0.741m pressure - additional COVID 19 spend. Additional Early Help costs to establish a short term team to provide direct early help support and to commission support services. Additional capacity for Children's Social Care Assessment teams to meet the expected increase in referrals of vulnerable children into Children's Social Care. Additional capacity at Derby House to meet the expected increase in demand for children with very complex disabilities.</p>
	<p>£0.187m pressure - COVID loss of Income. The Tackling Troubled Families Grant is partly paid based on Payment By Results (PBR). Due to COVID-19 and the closure of Schools it is anticipated that there will be a shortfall of PBR income.</p>
Children's Commissioning	<p>£2.356m pressure - COVID 19 additional spend. £1m additional spend approved for Children in Care placements costs to meet the anticipated spike in requests for placements that will follow once restrictions begin to be lifted and Schools return. £0.895m additional cost to provide an uplift to Children's Social Care providers to cover their additional costs during lockdown and the recovery phase. Provider uplifts are considered by a Business Continuity panel. Additional spend approved of £0.425m to cover Home Care support & Integrated Community Equipment Services to meet the expected additional demand when Children return to School.</p>
Commissioning Team and Commercial Operations	<p>£0.094m pressure - The re-commissioning of Children's Centres is delayed because of COVID-19.</p> <p>£1.2m pressure - COVID-19 impact on Income at Clare Lodge. Children are only being moved and accommodated on emergency basis. Also the new procedures at Clare lodge require new admissions to self-isolate for 14 days which is also influencing decision making by placing authorities. The delay to the Capital project to refurbish lounges means that two lounges are currently not available for use. The refurbished Lounges will be operational imminently.</p> <p>£0.142m pressure COVID-19 additional spend. £0.100m additional expenditure at Clare Lodge incurred on staffing when children have had to be isolated due to them being COVID-19 positive, additional cost of PPE and other infection control measures.</p>
Communities - City Centre Management	<p>£0.201m pressure - COVID-19 loss of Income. Loss of Income is forecast for Street Traders, the City Market, the Great Eastern Run and City Centre Events.</p>
Communities - Community Safety	<p>£2.113m pressure - COVID-19 loss of Income. £1.530m loss of Income from Parking services to the end of July and forecast 25% of 'normal' income for August, 50% for September & October, then 75% from November onwards. £0.433m loss of Income re Parking Enforcement as PCC car parks and on street parking has been free to use and therefore Enforcement staff have been redeployed to the COVID-19 Emergency Hub. Parking Enforcement is operational again but income levels are forecast to be lower than previous levels given COVID impact on staffing productivity, suspension of parking bays, pop up cycle lanes etc. £0.150m forecast loss of Income re Environmental Enforcement as a result of the lockdown.</p>
Communities - Think Communities	<p>COVID-19 additional spend. 0.263m for the COVID-19 Emergency Hub to purchase food for members of the community that are identified as vulnerable and who have no other means of getting food.</p> <p>£0.386m pressure - COVID-19 impact on MTFs savings. Revised parking charges were due to be implemented from April 2020 but on and off street parking has been free to use during the pandemic. Income is forecast to be lower since parking charges have been reinstated.</p> <p>£0.160m Favourable - COVID-19 reduced spend. Vacancies not recruited to Environmental Enforcement and Parking Enforcement Teams.</p>
Communities - Regulatory Services	<p>£2.0m pressure - COVID additional spend to support the transition of Vivacity.</p> <p>£0.179m pressure - COVID-19 impact on MTFs saving re Vivacity. Given Vivacity's decision hand to back the Culture and Leisure contract to PCC, it is highly unlikely that this MTFs saving will be achieved.</p>
Education (DSG)	<p>£0.274m pressure - Additional Coroners Service spend to manage the backlog and complexity of cases and for the PCC share of temporary mortuary costs.</p> <p>£0.115m pressure - Reduced Income re Licenses in relation to Food premises, Street Traders & Taxi's as a result of businesses / taxi operators being closed and allowing for permanent closure of businesses.</p> <p>£0.233m COVID additional spend for additional Speech and Language provision, and funding to ensure the sustainability of Nursery Education providers.</p>

£0.1m Forecast Overspend



1%

Forecast as a proportion of
the Expenditure Budget (exc
the Public Health Grant)

Directorate	Budget Group	Budget £k	Forecast Spend £k	Variance £k	Previous Month Variance £k	Movement £k	
Public Health	Children 0-5 Health Visitors	3,886	3,886	0	0	0	On Budget
Public Health	Children 5-19 Health Programmes	887	887	0	0	0	On Budget
Public Health	Sexual Health	1,933	1,957	24	45	(20)	Overspend
Public Health	Substance Misuse	2,218	2,214	(4)	(4)	(0)	Underspend
Public Health	Smoking and Tobacco	295	295	(0)	0	(0)	Underspend
Public Health	Miscellaneous Public Health Services	1,532	1,580	48	40	8	Overspend
Public Health	Public Health Grant	(11,124)	(11,124)	0	0	0	On Budget
	Total Public Health	(372)	(305)	68	81	(13)	Overspend

Directorate Overview

The Public Health Directorate is currently forecast to overspend by £0.068m. Included in this forecast is £0.110m of COVID-19 related expenditure across all services. This is offset by £0.042m of other savings.

6

Directorate Variance Analysis

Sexual Health	£0.051m pressure - additional COVID spend Sexual Health contract
Miscellaneous Public Health Services	£0.044m pressure - additional COVID spend - delayed start to new Healthy Lifestyles contract
Substance Misuse	£0.015m pressure - additional COVID spend - Drug and Alcohol Services

£-0.2m Forecast Underspend



-6% Forecast Underspend as a proportion of Budget

Directorate	Budget Group	Budget £k	Forecast Spend £k	Variance £k	Previous Month Variance £k	Movement £k	Overall Status
Governance	Director of Governance	147	143	(4)	(6) ▼	2	Underspend
Governance	Legal Services	1,886	1,899	13	5 ▼	8	Overspend
Governance	Constitutional Services	2,011	1,782	(229)	(205) ▲	(24)	Underspend
Governance	Performance & Information	211	181	(29)	(39) ▼	10	Underspend
	Total Governance	4,254	4,005	(250)	(245) ▲	(4)	Underspend

Directorate Overview

Overall the Governance department is forecasting to underspend by £0.250m, largely due to the reduction in costs associated with holding local elections, as these have been postponed due to COVID-19. Savings also on salaries and members allowances.

Directorate Variance Analysis

Constitutional Services	£0.118m favourable position on election services, this is broken down in to a £0.188m saving as there were no local elections in May 2020 due to the COVID-19 pandemic, however this is offset by a £0.060m possible pressure due to additional costs relating to the Electoral Register and previous year election costs
	£0.111m Favourable position as a result of a number of small variances

£0.0m Forecast Overspend



1% Forecast Overspend as a proportion of Budget

Directorate	Budget Group	Budget £k	Forecast Spend £k	Variance £k	Previous Month Variance £k	Movement £k	Overall Status
Chief Executives	Chief Executive	155	156	2	2 ▼	0	Overspend
Chief Executives	HR	1,097	1,111	14	31 ▲	(17)	Overspend
	Total Chief Executives	1,252	1,267	15	32	(17)	Overspend

Directorate Overview

Currently the Chief Executives Directorate is reporting a total variance of £0.015m this is broken down in the below analysis.

Directorate Variance Analysis

HR	£0.055m pressure - The main variance in this area is due to additional salary costs as a number of Voluntary Redundancies have been delayed to ensure the Council has the staffing resource available to provide the response to the COVID-19 pandemic.
	£0.009m Pressure - Additional training costs and loss of Occupational Health income due to Covid-19.
	£0.050m Favourable - The service is showing a favourable variance from posts currently vacant
Chief Executive	£0.004m Pressure - Additional salary costs following delay of Voluntary Redundancy due to Covid-19.
	£0.002m Favourable - Other minor variances in the service.

£1.6m Forecast Overspend



8% Forecast Overspend as a proportion of Budget

Directorate	Budget Group	Budget £k	Forecast Spend £k	Variance £k	Previous Month Variance £k	Movement £k	Overall Status
Resources	Director's Office	271	262	(9)	(10) ▼	1	Underspend
Resources	Financial Services	3,315	3,255	(60)	(76) ▼	16	Underspend
Resources	Corporate Items	9,255	9,270	16	0 ▼	16	Overspend
Resources	Peterborough Serco Strategic Partnership	6,506	7,835	1,329	599 ▼	729	Overspend
Resources	Corporate Property	1,612	2,026	414	419 ▲	(5)	Overspend
Resources	Energy	478	630	152	116 ▼	35	Overspend
Resources	Cemeteries, Cremation & Registrars	(1,508)	(1,772)	(264)	(266) ▼	3	Underspend
	Total Resources	19,928	21,506	1,578	782 ▼	796	Overspend

Directorate Overview

The Resources Directorate is currently forecasting an overall overspend of £1.578m against budget. The main variances at this stage relate to budgeted savings targets in Peterborough Serco Strategic Partnership Business Support, unachieved letting income target relating to renting out additional space at Sand Martin House (SMH), which is not yet possible, offset partly by additional rental income from POSH and Allia. Cemeteries, Cremation & Registrars are overall showing a favourable variance as a result of COVID-19.

Directorate Variance Analysis

Director's Office	£0.009m Favourable - Other savings in the service.
Financial Services	£0.060m Favourable - Net savings within salary and Supplies & Services budgets across the service.
Corporate Items	£0.016m Adverse - Workforce Modernisation saving not fully achieved.
Peterborough Serco Strategic Partnership	£1.114m Pressure - Business Support savings not expected to be delivered due to COVID-19. The current forecast is based on Business Support Notice of change/new model/Hub implementation not being implemented during 20/21. However this is now subject to a wider strategic review and a further adjustment to the forecast may be required to reflect the outcome of this review. £0.126m Pressure - Other variances within the service, including continuing Annual Delivery Plan/BTSL costs (expected until new Business Support model implementation), and growth income received but not budgeted in year. £0.018m Pressure - Housing Benefit Admin and Local Council Tax Admin grant final allocation is lower than budgeted. £0.070m Pressure - The Housing Benefit Subsidy budget is forecasting a £0.070m pressure against budget at this initial stage. This is an early forecast is likely to change as time progresses and also with the impact of Covid-19 issues.
Corporate Property	£0.475m Pressure - Additional letting of SMH now not possible this year. £0.117m Favourable - Rental Income from POSH & Allia continues as not yet sold (£0.191m F) and a delay in the Town Hall North income (£0.074m). £0.061m Pressure - Other pressures in the service. £0.005m Favourable - Covid-19 response costs at SMH (cleaning, signage etc) offset by reduced electricity costs.
Energy	£0.152m Pressure - MTFs saving unachievable, as well as additional maintenance costs, reduced income, partly offset by reduced capital financing costs
Cemeteries, Cremation & Registrars	£0.115m Pressure - Registration Services income is forecast to be £0.131m underachieved and can only be partially offset with a reduction in expenditure (£0.021m). This forecast on income is fully attributable to COVID-19 and the first 6 months of the year has assumed a 50% reduction in income. £0.379m Favourable - Bereavement Services income is expected to exceed budget by £0.389m this year due to COVID-19, offset partially by pressures/savings in the service of £0.013m. Although the income is high at the moment it must be noted that this may not be a true reflection of how the year may continue and it is difficult to predict the position at the end of the year.

£3.0m Forecast Overspend

 **14%**

Forecast Overspend as a proportion of Budget

Directorate	Budget Group	Vire-MY £	Budget £k	Forecast Spend £k	Variance £k	Previous Month Variance £k	Movement £k	Overall Status
Place & Economy	Development and Construction	-5	(116)	183	299	367 ▲	(68)	Overspend
Place & Economy	Director, OP & JV	-1	487	448	(39)	(67) ▼	28	Underspend
Place & Economy	Peterborough Highway Services	-2	4,199	3,981	(217)	(203) ▲	(15)	Underspend
Place & Economy	Sustainable Growth Strategy	-5	1,627	1,567	(60)	(55) ▲	(5)	Underspend
Place & Economy	Waste, Cleansing and Open Spaces	-2	13,286	14,019	733	706 ▼	27	Overspend
Place & Economy	Westcombe Engineering	-1	105	225	120	120 ▼	0	Overspend
Place & Economy	Director of Housing	-38	1,586	3,693	2,106	1,294 ▼	812	Overspend
Place & Economy	Service Director Environment & Economy	0	197	216	19	19 ▼	0	Overspend
	Total Place & Economy	-55	21,371	24,332	2,961	2,181 ▼	780	Overspend

Directorate Overview

Overall Place and Economy is forecasting an overspend of £2.961m. There are significant overspends as a result of the COVID-19 pandemic, however there are some favourable movements due to reduced service use and savings generated as a result of reduced spending on non-essential expenditure.

Directorate Variance Analysis

Development and Construction	£0.246m Pressure- Planning fee income reduced due to COVID 19
	£0.053m Pressure - Other variances of reduced income due to COVID 19 - (Building Control income, pre application income and shared service staff recharges offset by S106/CIL admin income)
Director, OP & JV	£0.39m Favourable - Various Directorate wide savings held here (car allowances, telephones, salaries, software, others to be reallocated)
Peterborough Highway Services	£0.253m Favourable - Concessionary fares as significant reduced usage of concessionary passes
	£0.104m Favourable - Bus Service Operators Grant used to funds 60's
	£0.140m Pressure - Other variances (employee costs, Queensgate Bus Station reduced departure fee income due to COVID 19, Traffic Signals costs, other Highways income reduced due to COVID 19
Sustainable Growth Strategy	£0.060m Favourable due to various savings
	£0.244m Pressure - reduced Brown Bins Income - no charge for 3 months due to COVID 19
Waste, Cleansing and Open Spaces	£0.590m Pressure in relation to the Energy from Waste (EFW) Plant Electricity Income loss due to a fall in wholesale demand leading to drop in export price
	£0.195m Favourable - Refund of CCL liability payment to HMRC
	£0.094m Pressure - Other variances including additional costs at HRC due to COVID 19, additional grave digger, additional refuse vehicle, additional city centre cleansing, loss of bulky waste income, additional Depot premises costs, partially offset by ERF insurance rebate
Westcombe Engineering	£0.120m Pressure - Reduced income as reduced capacity due to COVID 19
Service Director Environment & Economy	£0.019m Pressure - no income from Peterborough Destination Centre partially offset by employee savings
Director of Housing	As a result of the COVID-19 pandemic there is forecast additional net expenditure of £2.106m, as the Council has taken steps to ensure that rough sleepers and homeless families and individuals have temporary accommodations, and a safe place to self isolate.
	£2.2m Pressure - Covid-19: additional hotel, B&B, employee, security and repair costs for FY 20/21 Walton Road
	£0.105m Pressure - Cost of Interim Director of Housing Needs and Supply

£0.1m Forecast Overspend



12% Forecast Overspend as a proportion of Budget

Directorate	Budget Group	Budget £k	Forecast Spend £k	Variance £k	Previous Month Variance £k	Movement £k	Overall Status
Business Improvement	Programme Management Office	600	670	70	60 ▼	10	Overspend
	Total Business Improvement	600	670	70	60 ▼	10	Overspend

Directorate Overview

The Business Improvement Directorate is currently reporting an overspend of £0.070m against budget, due entirely to Covid-19 pressures.

Directorate Variance Analysis

Programme Management Office £0.070m pressure - additional staffing and consultancy costs incurred due to COVID-19 impact on the service.

£0.1m Forecast Overspend



1% % Forecast Overspend as a proportion of Budget

Directorate	Budget Group	Budget £k	Forecast Spend £k	Variance £k	Previous Month Variance £k	Movement £k	Overall Status
Customer & Digital Services	ICT	6,943	6,988	44	0 ▼	44	Overspend
Customer & Digital Services	Marketing & Communications	344	364	20	(7) ▼	28	Overspend
Customer & Digital Services	Resilience & Health & Safety	256	256	0	0 ▲	(0)	Overspend
Customer & Digital Services	Director of Customer & Digital Services	75	75	0	0 ▬	0	On Budget
Total Customer & Digital Services		7,619	7,684	65	(7) ▼	72	Overspend

Directorate Overview

Currently the Customer & Digital Services Directorate is reporting a £0.065m overspend, due to Covid-19 response pressures offset by some savings within the Directorate.

Directorate Variance Analysis

Marketing & Communications	£0.032m Favourable - Other savings within the service area.
	£0.052m Pressure - reduction in sponsorship income and reduced design & print recharges - Covid-19 related.
ICT	£0.045m Pressure - Additional costs incurred on computer software due to the Covid-19 response.

£-0.2m

Forecast Revenue Underspend



-1% Forecast Underspend as a proportion of Budget

Directorate	Budget Group	Budget	Forecast	Variance	Previous Month	Movement	Status
		£k	£k	£k	Variance £k	£k	
Resources	Capital Financing	26,219	26,064	(155)	(155) ▼	0	Underspend
	Total Capital Financing	26,219	26,064	(155)	(155) ▼	0	Underspend

Capital Financing and Capital Receipts Overview

A £0.16m favourable forecast outturn is reported from a combination of the factors detailed below.

Directorate Variance Analysis

Less borrowing was undertaken for the capital programme in 2019/20 than budgeted for in the MTFS resulting in less budget being required to fund existing borrowing;

Forecast interest rates for new borrowing remain as forecast at the time the MTFS was set. It is currently anticipated that new borrowing of £77m will be required to fund the capital programme. The council continues to review the borrowing strategy in light of interest rates available. Capital programme reviews for 2020/21 will be undertaken to ensure that a realistic profile of scheme delivery is being costed to enable forecast for borrowing and timings to be more realistically estimated.

An estimate of the minimum revenue provision has been included in the forecast as the detailed calculation is anticipated to be completed over the summer months. This forecasts a small overspend position of £0.093m.

The level of interest receipts forecast to be generated from loans the council has issued is forecasting an income loss from interest receipts compared to the estimate in the MTFS as a result of the delay in the drawdown of the loan granted to the hotel build in Fletton Quays, however, this offset through the reduction in new borrowing required to fund the loan.

Capital receipts are currently forecast to be achieved, however the impact on C-19 on asset sales is reviewed on a monthly basis due to the risk of achieving high-value sales in the current uncertain economic environment.

Capital Receipts

Capital Receipts are used as part of a contribution to fund the MRP however, close monitoring of the Capital Receipts is maintained as any significant change will now have a direct impact on the Revenue position.

Capital Receipts are monitored on a monthly basis and each sale given a status of Red, Amber or Green to identify the likely receipt before March 2021. The £4.2m Capital Receipts in the MTFS will be used to repay debt and forms part of the calculation of the reducing the overall debt through MRP.

Capital Receipts To Off Set Revenue MRP Charge

RAG Status	MTFS Budget £k	Revised Budget £k	Received to Date £k	Not yet received £k
Green	-	-	-	-
Amber	4,153	4,153	-	4,153
Red	-	-	-	-
Total (not inc Investment Assets)	4,153	4,153	-	4,153
Investment Assets	-	-	-	-
Total Capital Receipts	4,153	4,153	-	4,153

Financing	Budget	Forecast Spend			Previous Month		Movement	Status
		£k	£k	Variance	£k	Variance		
Rates		337	337		0	(337)	337	
Contribution To Reserve		0	0		0	0	0	
Payment To Central Gov.		2,463	2,463		0	(2,463)	2,463	
Collection Fund Adjustm'T		(3,003)	(3,003)		0	3,003	(3,003)	
Council Tax		(83,310)	(83,310)		0	83,310	(83,310)	
Retained Business Rates		(46,901)	(46,901)		0	46,901	(46,901)	
Business Rates Pool		(1,320)	(1,320)		0	1,320	(1,320)	
Reserves (Inc Suppl Est)		(9,087)	(9,087)		0	8,059	(8,059)	
Covid-19 LA Support Grant		(7,663)	(7,663)		0	5,634	(5,634)	
Grant Income		(32,009)	(32,009)		0	32,009	(32,009)	
Total Financing		(180,493)	(180,493)		0	177,436	(177,436)	

Note: COVID-19 funding received in March 2020 (Tranche One £5.3m) is included within the reserves contribution line as this was received in 2019/20 and was transferred to a reserve for use in 2020/21

Overview

* The Council has forecast reserve balances of £8.7m at the end of 2020/21, this includes £3.1m of general fund, £1.1m of usable reserves and £4.4m of ring-fenced reserves.

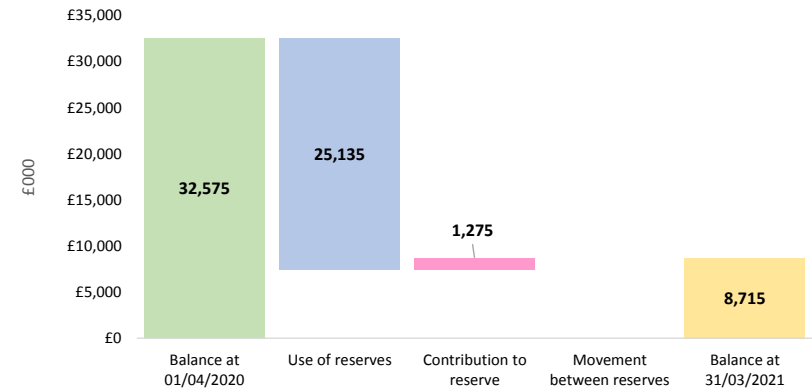
* The Capacity Building Reserve includes the assumption that £6.7m will be used to fund the in year projected overspend, as outlined within this report. The Capacity Building Reserve does not hold sufficient balances to fully cover the Projected overspend, therefore £2.9m has be required from the General Fund.

*The Capacity Building Reserve also committed from this reserves are the costs of transformation programmes such as the ICT strategy and Adults Positive Challenge.

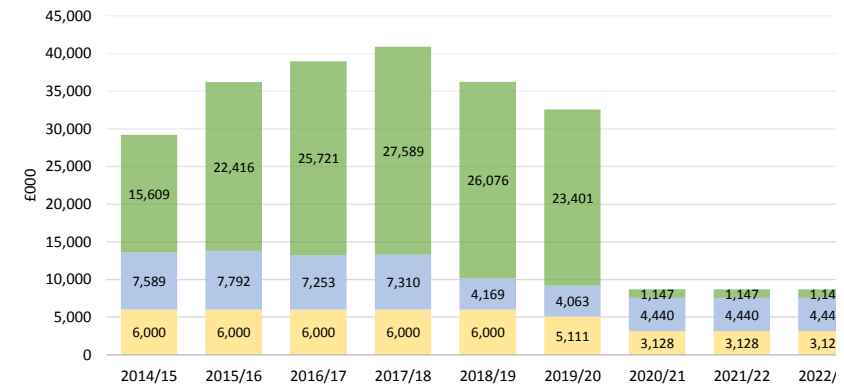
* The COVID-19 Reserve was created in 2019/20, as a result of receiving the first tranche of the £3.2bn response funding in March. It is forecast that this will be used in full to cover the additional costs, and has been vired in to the revenue budget, as shown in the report.

	2020/21	2020/21	2020/21	2020/21	2020/21	2021/22	2022/23
	Balance C/Fwd £000	Forecast Cont from Reserve £000	Forecast Cont to Reserve £000	Movement between Reserves £000	Balance at 31.03.21 £000	Balance at 31.03.22 £000	Balance at 31.03.23 £000
Summary of Reserves							
General Fund Balance	5,111	(2,872)	889	-	3,128	3,128	3,128
Usable Reserves							
Capacity Building Reserve	12,992	(12,992)	-	-	0	0	0
Grant Equalisation Reserve	-	-	-	-	-	-	-
Departmental Reserve	5,077	(3,930)	-	-	1,147	1,147	1,147
COVID-19 Reserve	5,332	(5,332)	-	-	-	-	-
	23,401	(22,254)	-	-	1,147	1,147	1,147
Ring-Fenced Reserves							
Insurance Reserve	3,073	-	386	-	3,459	3,459	3,459
Schools Capital Expenditure Reserve	752	-	-	-	752	752	752
Parish Council Burial Ground Reserve	56	-	-	-	56	56	56
Hackney Carriage Reserve	173	-	-	-	173	173	173
Public Health Reserve	9	(9)	-	-	-	-	-
	4,063	(9)	386	-	4,440	4,440	4,440
Total Usable and Ring-Fenced Reserves and General Fund Balance	32,575	(25,135)	1,275	-	8,715	8,715	8,715

Movement in Reserves 2020/21



RESERVES BALANCES 2014/23



This page is intentionally left blank